

ISSN 2310-6697

toiser—open transactions on independent scientific-engineering research

FUNKTECHNIKPLUS # JOURNAL

Théorie—Expérimentation—Métrologie—Logiciel—Applications

ISSUE 3 – FRIDAY 31 JANUARY 2014 – YEAR 1

- 1 Contents
- 2 About
- 3 Editorial Board – Technical Support
- 4 Information for Peers – Guiding Principles
- # Telecommunications Engineering – Logiciel
- 7 The Very First Ever Made 3D/4D Virtual Laboratory for Antennas
N.I. Yannopoulou, P.E. Zimourtopoulos
- # Applied Electromagnetics – Théorie
- 19 Near-field Method in Solving Inverse Scattering Problem of Spherical Electromagnetic Waves in Chiral media
Nikolaos M. Berketis



About

This European Journal defends
honesty in science and ethics in engineering

Publisher – **otoiser** open transactions on independent scientific-engineering research – **ARG NP UoP** Antennas Research Group Non Profit Union of Persons – Hauptstraße 52, 2831 Scheiblingkirchen, Austria – **www.otoiser.org** – **www.antennas.gr**

Language – We declare the origins of the Journal by using English, German and French, as well as, a Hellenic vignette, in the cover page. However, since we recognize the dominance of USA English in technical literature, we adopted it as the Journal's language, although it is not our native language.

Focus – We consider Radio-FUNK, which still creates a vivid impression of the untouchable, and its Technology-TECHNIK, from an Advanced-PLUS point of view. That is, we dynamically focus at any scientific-engineering discipline producing FUNKTECHNIKPLUS Théorie, Expérimentation, Métrologie, Logiciel, ou Applications.

Scope – We emphasize this scope broadness by extending the title of the Journal with a Doppelkreuz-Zeichen #, which we use as a placeholder for the disciplines of Editorial Board:

Electrical – # Electronics – # Computer – # Telecommunications – Engineering # Computer Science # Applied Mathematics, etc.

Frequency – We regularly publish 3 issues per year on January, May, and September as well as an issue every 3 papers.

Editions – We follow the arXiv.org system, that is the 1st edition date of every issue is on the cover page and any update date is on the odd pages with its version on all pages.

Format – We use the uncommon for Journals A5 paper size and the much readable Liberation Mono fixed-space font, with hyphenation, justification, and unfixed word spacing, to display 2 pages side-by-side on widescreen monitors with WYSIWYG printout. We can consider only papers in ODF odt or MS doc format written in LibreOffice or MS Office with MathType. We use PDFCreator and PDF-Xchange to produce pdf and export to images for printing on demand and electronic publishing.

License – We use the free Open Journal System OJS from the PKP Public Knowledge Project for internet publication

Copyright – Creative Commons Attribution 3 Unported CC-BY 3

Please download the latest *About* edition from
about.ftpj.otoiser.org

Editorial Board

Electrical Engineering

High Voltage Engineering # Insulating Materials

Professor Michael Danikas

EECE, Democritus University of Thrace, mdanikas@ee.duth.gr

Electrical Machines and Drives # Renewable Energies

Electric Vehicles

Assistant Professor Athanasios Karlis

EECE, Democritus University of Thrace, akarlis@ee.duth.gr

Computer Engineering # Software Engineering

Cyber Security

Associate Professor Vasileios Katos

EECE, Democritus University of Thrace, vkatos@ee.duth.gr

Internet Engineering # Computer Science

Simulation # Applied Education # Learning Management Systems

Lecturer Sotirios Kontogiannis

BA, TE Institute of Western Macedonia, skontog@gmail.com

Applied Mathematics # Applied Functional & Numerical Analysis

Applied Electromagnetics # Control Theory

Dr. Nikolaos Berketis, Athens, Greece

BS-Math, MSc-Appl.Math, PhD-Appl.Math, nberketis@gmail.com

Telecommunications Engineering # Applied Electromagnetics

Antennas # RF & Microwave Metrology # Software Applications

Simulation # Virtual Reality # Amateur Radio # FLOSS

Applied Education # Applied Physics # Electronics Engineering

Dr. Nikolitsa Yannopoulou, Scheiblingkirchen, Austria

Diploma Eng-EE, MEng-EECE, PhD-EECE, yin@arg-at.eu

Assistant Professor Petros Zimourtopoulos

EECE, Democritus University of Thrace, pez@ee.duth.gr

Technical Support

Konstantinos Kondylis, Doha, Qatar

Diploma Eng-EECE, MEng-EECE, k8k@arg-at.eu

Christos Koutsos, Bratislava, Slovakia

Diploma Eng-EECE, MEng-EECE, cak@arg-at.eu

Information for Peers Guiding Principles

This is a small, but independent, low profile Journal, in which we are all – Authors – Reviewers – Readers – Editors – free at last to be Peers in Knowledge, without suffering from either:

- Journal roles or positions,
- Professional, amateur, or academic statuses, or
- Established impact factorizations,

but with the following Guiding Principles:

Authors – We do know what work means; and we do respect the research work of the scientist – engineer; and we do want to highlight this work; and we do decided to found this Journal; and we do publish this work openly; and furthermore, we do care for the work of the technical author, especially the beginner one, whom we do support strongly as follows:

- 1 We encourage the author to submit his own paper written just in Basic English plus Technical Terminology.
- 2 We encourage the author even to select a pen name, which may drop it at any time to reveal his identity.
- 3 We encourage the author to submit an accepted for publication paper, which he was forced to decline that publication because it would be based on a review with unacceptable evaluation or comments.
- 4 We encourage the author to resubmit a non accepted for publication paper that was rejected after a poor, inadequate, unreasonable, irresponsible, incompetent, or ticking only, review.
- 5 We encourage the author to submit a paper that he already self-archived on some open repository, such as arXiv.org.
- 6 We encourage the author to self-archive all of the preprint and postprint versions of his paper.
- 7 We provide the author with a decent, express review process of up to just 4 weeks, by at least 2 peers, never have been co-authors with him.
- 8 We provide the author with a selection of review process between: a traditional, anonymous, peer review decision, and an immediate online pre-publication of his paper followed by an open discussion with at least 2 reviewers.

About

- 9 We immediately accept for publication a research paper directly resulting from a Project Report, Diploma-, Master-, or PhD-thesis, which the author already has successfully defended before a committee of experts and he can mention 2 members of it, who reviewed and approved his work.
- 10 We immediately publish online a paper, as soon as, it is accepted for publication in the Journal.
- 11 We quickly print-on-demand an issue every 3 papers, in excess of the 3 issues we regularly publish 3 times a year.
- 12 We do not demand from the author to transfer his own copyright to us.
- 13 Nevertheless, we publish only an original research work paper and only if the author does assure us that he owns the copyright of his own paper and submit this paper or a revised version of it to the Journal for publication or even for republication under the Creative Commons–Attribution 3.0 Unported License, CC-BY 3.

Reviewers – Any peer may voluntarily become a reviewer of the Journal in his expertise for as long as he wishes. Each author of the Journal has to support the peer-to-peer review process by reviewing one paper, written by non co-author(s) of him, for every one of his papers published in the Journal.

Readers – Any reader is a potential reviewer. We welcome online comments and post-reviews by the readers.

Editors – Any editor holds a PhD degree, to objectively prove that he really has the working experience of passing through the established publishing system. An editor pre-reviews a paper in order to check its compliance to the Guiding Principles and to select the appropriate reviewers of the Journal. We can only accept for consideration papers in the expertise areas currently shown in the Editorial Board page. However, since we are willing to amplify and extend the Scope of the Journal, we welcome the volunteer expert, in any subject included into it, who wants to join the Board, if he unreservedly accepts our Guiding Principles.

Antennas Research Group – Non-Profit 12(3) * Union of Persons

* The Constitution of Greece, Article: 12(3) 2008:
www.hellenicparliament.gr/en/Vouli-ton-Ellinon/To-Politevma

* The Hellenic Supreme Court of Civil and Penal Law:
www.areiospagos.gr/en/ – Court Rulings:Civil|A1|511|2008

Submissions

sub@ftpj.otoiser.org

Electronic Publishing

www.ftpj.otoiser.org

Printing-on-Demand

pod@ftpj.otoiser.org

Directly:

Georgios Tontrias, msn.expresscopy.xan@hotmail.com

ExpressCopy, V.Sofias 8, 671 00, Xanthi, Greece

More – Detailed information will be available soon at:

www.ftpj.otoiser.org/gp

The Very First Ever Made 3D/4D Virtual Laboratory for Antennas

N.I. Yannopoulou, P.E. Zimourtopoulos *

Antennas Research Group, Austria – Hellas [1, 2]
EECE Dept, Democritus University of Thrace, Hellas [2]

Abstract

Based on the experience we have gained so far, as independent reviewers, we thought that may be proved useful to publicly share with the interested author, especially the young one, some practical implementations of our ideas for the interactive representation of data using 3D/4D movement and animation, in an attempt to motivate and support him in the development of similar dynamic presentations, when he is looking for a way to locate the stronger aspects of his research results in order to prepare a clear, most appropriate for publication, static presentation figure. For this purpose, we selected to demonstrate a number of presentations, from the simplest to the most complicated, concerning well-known antenna issues with rather hard to imagine details, as it happens perhaps in cases involving Spherical Coordinates and Polarization, which we created to enrich the very first ever made Virtual Laboratories of Antennas, that we distribute over the Open Internet through our website Virtual Antennas. These presentations were developed in a general way, without using antenna simulators, to handle output text and image data from third-party CAS Computer Algebra Systems, such as the Mathematica commercial software we use or the Maxima FLOSS we track its evolution.

Introduction

The very first ever made Virtual Laboratories of Antennas, which are available on the Internet through Virtual Antennas website [1], are exclusively based on our alternative form of Antenna Theory [2], and are founded, by applying the learning by

teaching method to Antennas education [3], in order to support the quick comprehension of 3D space matters unavoidably related to antennas. The initial material of Virtual Antennas was prepared during the years 1996-1997 and presented to Antenna students during the spring seme-

Presentation Development and Use

ster of 1998 [4]. On 1999, the existence of this visual material was announced to the first ever appeared on the web EMLIB Electromagnetics Library, maintained those years by Jet Propulsion Laboratory of NASA [5]. On the same year, all of the material was approved for inclusion to MathSource repository of Mathematica [6].

Since 2000 and until today, the Virtual Antennas material is constantly increased and improved. Moreover, a number of websites either use this material or suggest its use [7]. On 2009, a sample of its current development state was approved for publication by the Wolfram Demonstrations Project [8], an event that was announced in our Creative Commons Network web pages [9].

During the last years, our voluntary reviewing work revealed some needs of potential authors -especially the young ones- related to the presentation of their research results, which perhaps may be confronted by similar to our interactive presentation techniques, and thus we decided to present in this paper our continuing work for the Virtual Laboratories of Antennas.

The implementation of a presentation idea demands the expression of the theoretical idea formulation in the CAS language we select to produce output data in the appropriate file format for movement or/and animation (we would like to emphasize that in the case of Mathematica we use, while we abandoned the package written by Novak [10], we still run the one written by Donley [11]). These files are: (a) WRL (WoRLd: Open by Web3D Consortium), a plain text file with a known structure described in the VRML Virtual Reality Modeling Language [12] for a visual object, (b) a bunch of images in a selected non-destructive format; usually BMP, and (c) NBP text file (Note Book Player: Mathematica proprietary). After that, the development of the presentation requires: (a) either a text editor to correct bugs or to add special features into WRL output file, (b) a graphics editor to align images or correct blemishes, as well as, a video editor to handle these images as frames of the final movie file in a selected format, usually AVI (Audio Visual Interleave: Microsoft proprietary). It is worth to notice that accord-

ing to our experience, the non-computing time needed: (a) to design the idea implementation, has been reduced by the years, from a couple of weeks at the beginning to just a couple of days now, and (b) to develop the presentation, after a tedious, routine work of editing each frame, varies considerably according to the frame theme, e.g. from 1.5 minutes for that in Fig. 7, to 10 minutes of Fig. 10.

The software needed for presentations to work under MS Windows is: a web browser (MS-IE 3.02r+), a VRML viewer add-on to that browser (World-View 2.1), an AVI player (Mplayer2), and the Mathematica 7 Notebook Player.

3D/4D Presentation Samples

In order to abbreviate the figure descriptions in the following, we have to notice that: (a) for every animation presentation, a typical full-window screen capture of the recommended AVI player is shown after its pause button was pressed, (b) for every movement presentation, a typical full-window screen capture of the recommended online WRL viewer, with a cursor perhaps to indicate the existence of an additional feature, and (c) for both presentation types, the basic colors (R, G, B) are used in

that order to correspond either to the CCS Cartesian Coordinate System (x, y, z) axes, (xoy, yoz, zox) planes, and its unit vectors, or to the SCS Spherical Coordinate System (r -radius, θ -semi-circle, ϕ -circle) curves, (r -sphere, θ -semi-cone, ϕ -semi-plane) surfaces, and its unit vectors, while the same color correspondence holds for the radiation pattern cuts by the mentioned CCS planes or SCS surfaces.

After that, short descriptions of the samples, are following, while all of these presentations will be always available in authors' group repositories in Virtual Antennas [13] and Google Code Repository [14].

Fig. 1 shows 1 frame out of 12 of an AVI repeated-for-ever animation for the 3D plane-time presentation of the considered as time-harmonic sinusoidal current wave amplitude, on a 3 wavelengths portion of a long thin wire loop antenna terminated on some complex impedance. The propagated current wave p is decomposed in the dual couples: (incident wave i , reflected wave r) and (standing wave s , transmitted wave t), while the imposed letters and arrows on the figure indicate these current waves as well as the direction of their motion.

Fig. 2 shows a screen-shot of a WRL presentation with 5 additional predefined view points of 12 frames animation, as the cursor indicates, of a 4D space-time asynchronous movement, from a view-point in the 1st-octant. In essence, this presentation is an alternative geometric meaning of the considered as standing wave current on an adequate length of a thin wire dipole antenna.

Fig. 3 shows a screen-shot of a WRL presentation of 4D space-time asynchronous movement from a view point in the 1st-octant, of the 3D difference volume element formed by adjacent SCS coordinate surfaces and lying between the 1st and 2nd octant.

Fig. 4 shows a screen-shot of a WRL presentation of a 4D space-time asynchronous movement from a view-point in the 1st-octant, for the triples of SCS unit vectors in the shown directions, that is 13 triples on the CCS main-planes, as well as, 2 undefined triples on the irregular z-axis of the CCS-to-SCS transformation.

Fig. 5 shows a screen-shot of a WRL presentation of a 4D space-time asynchronous movement from a view-point in the 1st-octant, for all 3 SCS surfaces, curves, and unit vectors in a direction of the 1st- octant.

Fig. 6 shows 1 frame out of 37 of an AVI animation for the 4D plane-time presentation of a SCS phi-circle curve as the intersection between 2 SCS surfaces, that is of a r-sphere and a theta-semi-cone, while theta angle -which changes from 0° to 180° - has the value of 50° . Different colors illustrate the inner and outer surfaces of the r-sphere and a cut off spherical section between adjacent meridians permit us to see the interior of that sphere.

Fig. 7 shows a screen-shot of a WRL presentation of a 4D space-time asynchronous movement for three different polarizations at three different points: linear, circular and elliptical on each of the coordinate axes x, y and z respectively to emphasize that, in general, the polarization of an antenna is not constant.

Fig. 8 shows 1 frame out of 20 of an AVI animation for the 4D space-time presentation of the non-linearly CCW polarized time-harmonic real electric field E, from an antenna, as well as, its decomposition to two linearly polarized time-harmonic real electromagnetic fields, as they are uniquely defined by the constant of time linearly independent space vectors E_c and E_s .

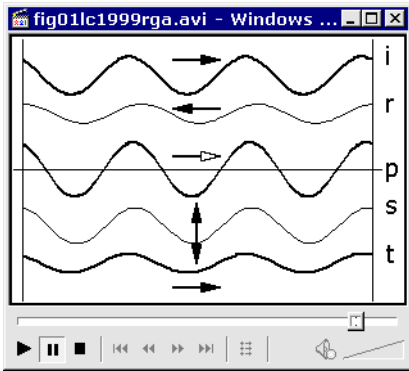


Fig. 1: Current waves

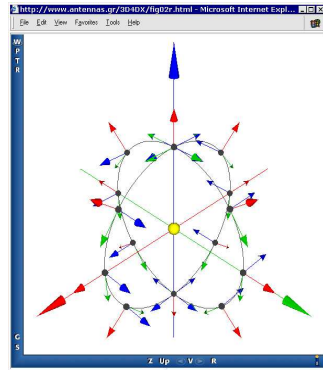


Fig. 4: SCS: Unit vectors

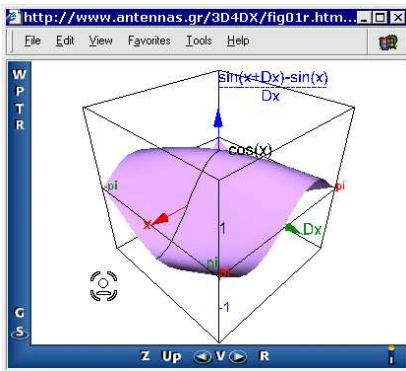


Fig. 2: Standing current-voltage waves relation

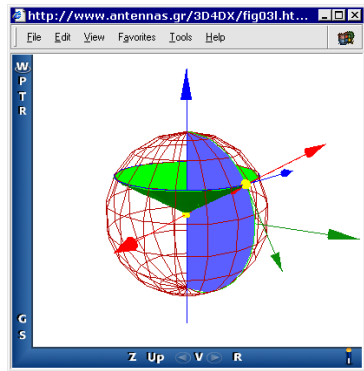


Fig. 5: Coordinate curves, surfaces and unit vectors




Fig. 3: SCS: Volume element

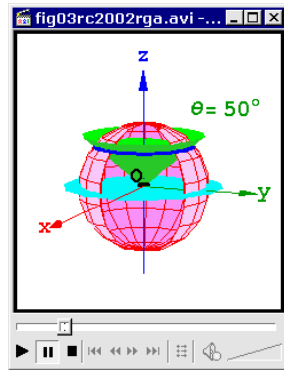


Fig. 6: Coordinate surfaces

Fig. 9 shows the last frame out of 23 of an AVI animation for the 4D space-time presentation of the path traced by the electric far-field arrow tip, which is CW elliptically polarized in the direction of y-axis.

Fig. 10 shows 1 frame out of 19 of an AVI for the 4D space-time presentation of a normalized CCW elliptically polarized electromagnetic far-field in the shown direction of propagation, from a point of view in the 1st octant of an observer mirrored to (r, θ) plane.

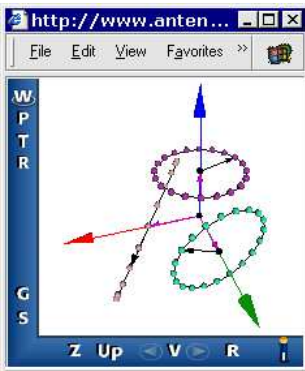


Fig. 7: Polarization: Directional dependence

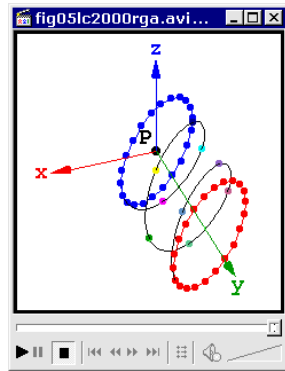


Fig. 9: Polarization: CW elliptical

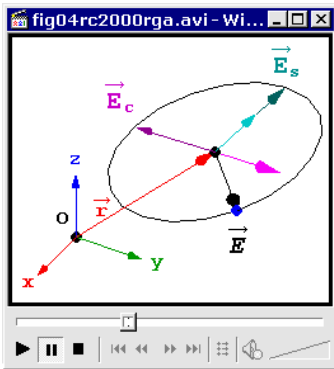


Fig. 8: Polarization: Non-linear CCW

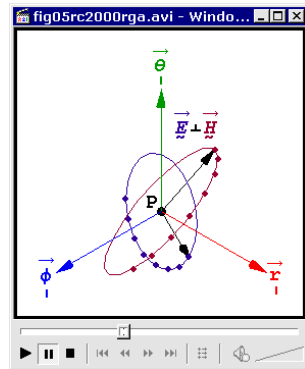


Fig. 10: Polarization: Far-Field CCW elliptical.

Fig. 11 shows 3 frames out of 73 of an AVI for the 4D space-time presentation of the direction dependency of antenna polarization from a center fed short crossed dipoles on y and z axes, which have a current phase difference of 90° . The three different polarizations are shown with their orientation for an observer on the xOy plane (theta = 90° and in three different phi angles of 0° , 240° and 270°).

Fig. 12 shows 4 frames out of 38 of an AVI animation for the 4D space-time presentation of the space radiation pattern and its three main-planes cuts, for the specific case of an antenna consisting of 2 dipoles, with the same direction of the unit vector $(0.2, 0.4, 0.894)$, each of 2.4λ length long, with their centers placed 0.25λ apart on an axis with a unit directional vector $(0.3, 0.5, 0.812)$, fed with a 30° current phase difference.

Fig. 13 shows a screenshot of a WRL presentation with 1 additional predefined view point of 12 frames animation possibility, as the cursor indicates, of a 4D space-time asynchronous movement, from a view-point in the 1st-octant. This presentation concerns the interior of an anechoic chamber and imitates a discone antenna

rotation in order to visualize the way by which the measurement of a plane-cut of its radiation pattern is accomplished.

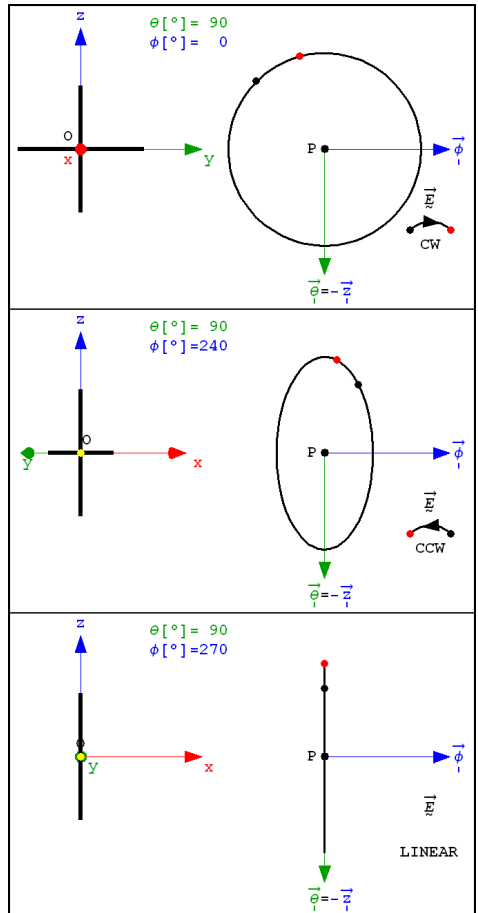


Fig. 11: Polarization: CW Circular - CCW Elliptical - Linear

Fig. 14 shows a sophisticated combination of a movement with an animation presentation, which in fact is an application that was developed using the version 7 of Mathematica, in a way that permits the definition of any (θ, ϕ) direction in space for a dipole of variable length. Notably, this application has all the available VRML movement features, with 6 predefined view points, while 3 different animations can be run simultaneously. In addition, the

mesh, opacity, rendering goal, and the evaluation step for the radiation pattern can be also defined.

Fig. 15 shows the last frame out of 100 of an AVI for the 4D space-time presentation of a detailed study for some of the linear dipole characteristics regarding the plane and space radiation patterns, the direction from the dipole axis of their first common maximum, the directivity, and the input radiation resistance; this really is a 4-tuple of frames.

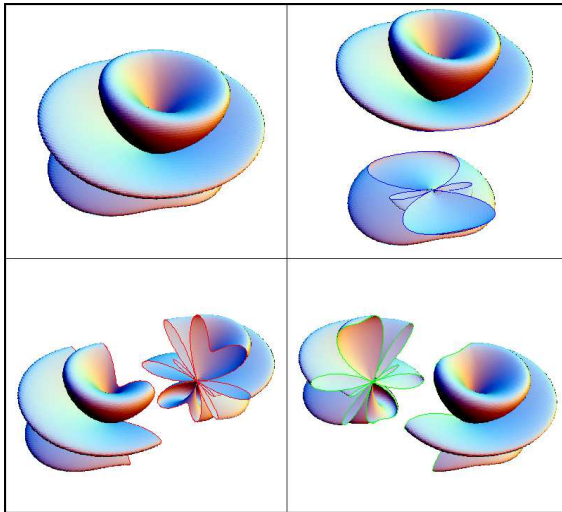


Fig. 12: Radiation Pattern: 3D and its 2D main-plane cuts

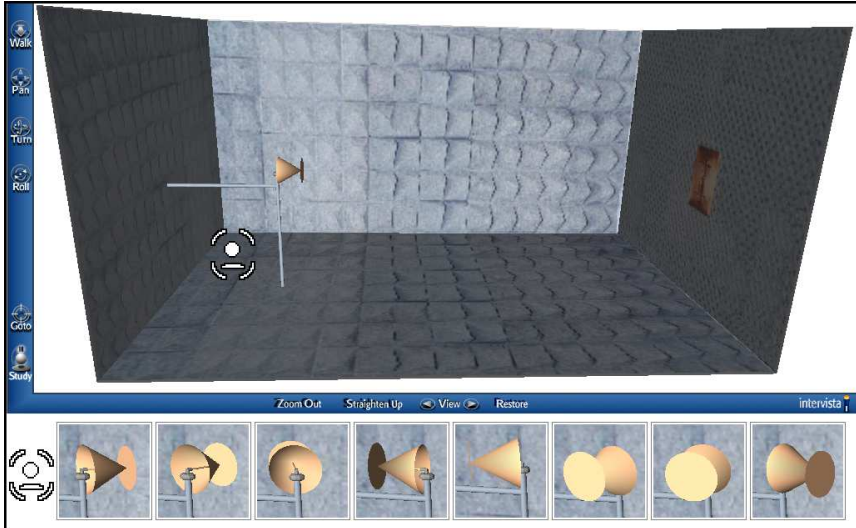


Fig. 13: Anechoic chamber – discone antenna

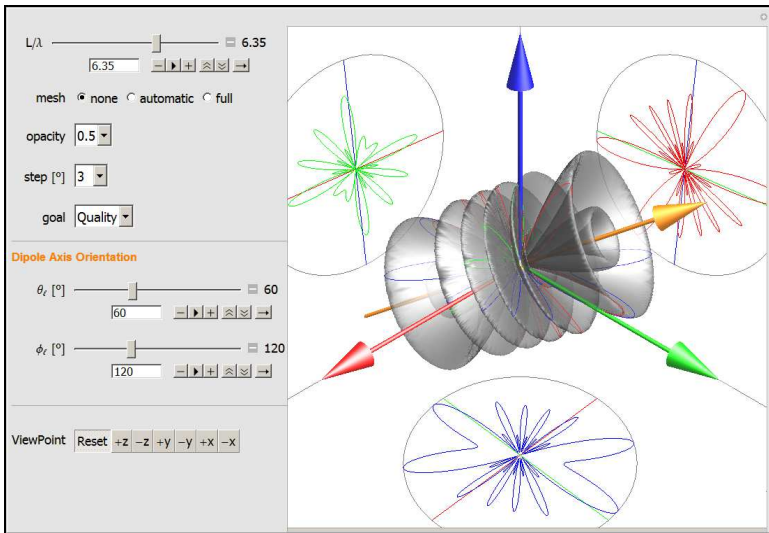


Fig. 14 Radiation Pattern: A composite 3D/4D presentation

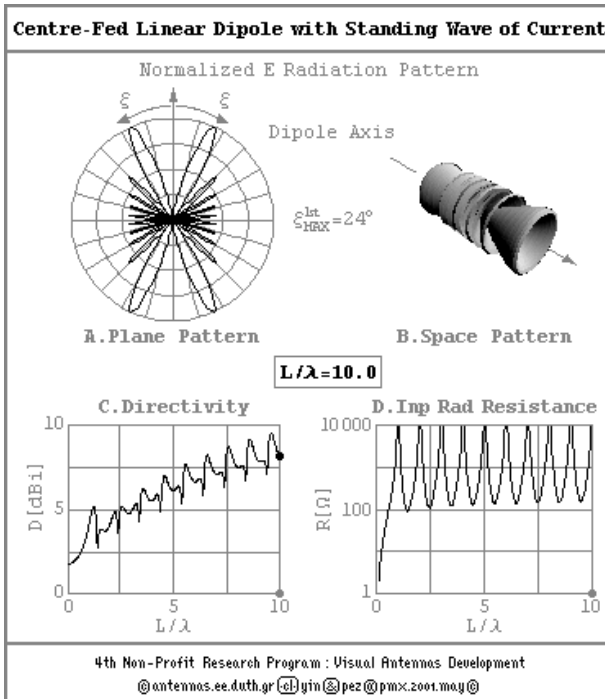


Fig. 15: Antenna characteristics

Conclusion

The Antennas Research Group (ARG) carries on for the enhancement of this low-cost Virtual Laboratory with new material placed to web site www.antennas.gr [13], as well as to Google Code Repository [14], and Fig. 13 and Fig. 14 are only two of many more possible examples.

The evolution on computer systems in recent years has increased the demand for new teaching, learning and re-

searching methodologies, which this paper supports by describing available material for a web-based Virtual Laboratory for Antennas that provides interactive computer aided visualization in various Antenna Theory topics.

The main goal is constantly attained since this continuously developed material cannot be produced by the means of the conventional literature.

References *

- [1] ANTENNAS RESEARCH GROUP, "Virtual Antennas 1996-2011"
"www.antennas.gr"
 - [2] Zimourtopoulos P., Yannopoulou N., "Antennal Calculus",
(forthcoming book) "www.antennas.gr/zyacbook/"
 - [3] WIKIPEDIA, "Learning by Teaching"
"http://en.wikipedia.org/wiki/Learning_by_teaching"
 - [4] VIRTUAL ANTENNAS, "An On-Line Course", DUTH Computer
Center, Spring 1998
"www.antennas.gr/TheLaboratory/VirtualAntennas/VirtualA
ntennas33A.htm"
 - [5] EMLIB, "EM Educational Resources: Virtual Antennas",
Last modified: 14 January 1999 - Wayback Machine:
"http://web.archive.org/web/19990221012605/emlib.jpl.na
sa.gov/EMLIB/education.html"
 - [6] Yannopoulou N., Zimourtopoulos P., "Virtual Antennas",
Antennas Research Group DUTH, 1999-2000
"http://library.wolfram.com/database/MathSource/868"
 - [7] VIRTUAL ANTENNAS, Backlinks
"www.antennas.gr/backlinks/"
 - [8] Yannopoulou N., Zimourtopoulos P., "Dipole Antenna Ra-
diation Pattern", Wolfram Demonstrations Project, 2009
"http://demonstrations.wolfram.com/DipoleAntennaRadiatio
nPattern"
 - [9] CREATIVE COMMONS NET, Licensed Works
"http://creativecommons.net/yin/"
"http://creativecommons.net/pez/"
 - [10] Noval J.M., "Arrow3D 1.0 Package for Mathematica", 1996
"http://forums.wolfram.com/mathgroup/archive/1998/Mar/m
sg00102.html"
 - [11] Donley E.H., "VRMLConvert 1.0 Package for Mathematica",
1996 ["www.ma.iup.edu/projects/VRMLConvert/"]
"http://ftp.carnet.hr./misc/VRML/utilities/converters/"
 - [12] ISO/IEC 14772-1:1997, 14772-2:2004, "Virtual Reality
Modeling Language (VRML97 Specifications)"
"www.web3d.org/x3d/specifications/vrml/ISO-IEC-14772-VR
ML97"
 - [13] ANTENNAS RESEARCH GROUP, File Repository
"www.antennas.gr/3D4DX"
 - [14] GOOGLE CODE, Antennas Research Group File Repository
"http://code.google.com/p/rga/"
- * Active Links: 30.01.2014 - Inactive Links : FTP#J Link
Updates: "http://updates.ftpj.otoiser.org/"

Preprint Versions

"Support of Interactive 3D/4D Presentations by the
Very First Ever Made Virtual Laboratories of Antennas"
Nikolitsa Yannopoulou, Petros Zimourtopoulos
"http://arxiv.org/abs/1102.4241"

Previous Publication in FUNKTECHNIKPLUS # JOURNAL

"Measurement Uncertainty in Network Analyzers:
Differential Error Analysis of Error Models Part 3:
Short One-Port Calibration – Comparison"
Issue 2, pp. 41-49

* About The Authors

Nikolitsa Yannopoulou, Issue 1, p. 15

Petros Zimourtopoulos, Issue 1, p. 15

Near-field Method in Solving Inverse Scattering Problem of Spherical Electromagnetic Waves in Chiral media

Nikolaos M. Berketis *

Independent Researcher, Athens, Greece

Abstract

We have developed two methods to study an inverse scattering problem of electromagnetic waves in chiral media, for a spherical scatterer perfect conductor. The first called Far-field inverse problem was described analytical in our previous work. The second called Near-field method is given in detail in the present paper. It is a geometrical method based on the scattered fields. Using Near-field experiments, in which the scattered field is measured at the source, we solve the corresponding inverse scattering problem that is to determine the coordinates of the center and the radius of the spherical scatterer.

Introduction

We study an inverse scattering problem of electromagnetic waves with time harmonic dependence applying the method of Near-field [1]-[3]. Spherical electromagnetic waves generated by a point source incident on a spherical scatterer perfect conductor in a chiral media.

Knowing the incident and scattered wave fields in the inverse problem we are looking for the coordinates of the sphere center and its radius.

The corresponding problem is solved by geometrical methods using either energy scattering cross-section, or

the scattered fields. In the first case we refer to the inverse Far-field problem [4] and in the second case to a Near-field inverse problem.

The chiral materials exhibit the phenomenon of optical activity i.e., the phenomenon that in which the plane of polarizations of linearly polarized light is rotated as the light passes through an optically active medium.

The chirality is a property which is often found in nature and reflects the asymmetry in the spatial inversion. An electromagnetic wave into a chiral media is analyzed in a counter-clockwise

(LCP) and a clockwise (RCP) Beltrami field. Using vector spherical harmonic functions and appropriate expansions of the Beltrami fields and by extension the development of spherical electromagnetic waves in spherical wave functions, we calculate the exact solution of the scattering problem for a spherical perfect conductor in chiral media, and the corresponding back scattering [3]-[4].

In the inverse problem we calculate the scattered Near-field, when the source is in position $\mathbf{r} = \mathbf{r}_0$. A similar problem for achiral materials has been studied in the works [1], [2].

Statement of the problem

Consider a point source at the position \mathbf{r}_0 that produces spherical electromagnetic waves in a chiral media near a scatterer Ω^- , perfect conductor, i.e. the surface of the boundary condition is satisfied

$$\hat{\mathbf{n}} \times (\mathbf{E}^{inc}(\mathbf{r}) + \mathbf{E}^{sc}(\mathbf{r})) = \mathbf{0} \quad (1)$$

$r = a$

We consider that the exterior $\Omega^+ = \mathbb{R}^3 / \Omega^-$ of the scatterer is homogeneous chiral media with fixed chirality β , dielectric constant ϵ and magnetic permeability μ .

A spherical incident electromagnetic wave $(\mathbf{E}_{\mathbf{r}_0}^{inc}(\mathbf{r}), \mathbf{H}_{\mathbf{r}_0}^{inc}(\mathbf{r}))$ with time harmonic dependence in accordance with the Bohren transformation, analyzed in spherical Beltrami fields $\mathbf{Q}_{L,\mathbf{r}_0}^{inc}(\mathbf{r})$ and $\mathbf{Q}_{R,\mathbf{r}_0}^{inc}(\mathbf{r})$ as follows:

$$\begin{cases} \mathbf{E}_{\mathbf{r}_0}^{inc}(\mathbf{r}) = \mathbf{Q}_{L,\mathbf{r}_0}^{inc}(\mathbf{r}) + \mathbf{Q}_{R,\mathbf{r}_0}^{inc}(\mathbf{r}) \\ \mathbf{H}_{\mathbf{r}_0}^{inc}(\mathbf{r}) = \frac{1}{i\eta} (\mathbf{Q}_{L,\mathbf{r}_0}^{inc}(\mathbf{r}) - \mathbf{Q}_{R,\mathbf{r}_0}^{inc}(\mathbf{r})) \end{cases} \quad (2)$$

where $\eta = (\mu/\epsilon)^{1/2}$ is the intrinsic impedance of the chiral medium. The Beltrami fields satisfy the equations, [5], [6],

$$\begin{cases} \nabla \times \mathbf{Q}_{L,\mathbf{r}_0}(\mathbf{r}) = \gamma_L \mathbf{Q}_{L,\mathbf{r}_0}(\mathbf{r}) \\ \nabla \times \mathbf{Q}_{R,\mathbf{r}_0}(\mathbf{r}) = -\gamma_R \mathbf{Q}_{L,\mathbf{r}_0}(\mathbf{r}) \end{cases} \quad (3)$$

where γ_L, γ_R are wave numbers for Beltrami fields and are given by,

$$\gamma_L = \frac{k}{1 - k\beta}, \gamma_R = \frac{k}{1 + k\beta} \quad (4)$$

With $k = \omega(\epsilon\mu)^{1/2}$, ω being the angular frequency. The indices L and R denote the LCP and RCP fields respectively. The spherical incident Beltrami fields with suitable normalization have the form, as defined in the following works: [4] (issue 2, p. 9, relations (4), (5)), and [3].

If $\mathbf{Q}_{L,r_0}^{inc}(\mathbf{r})$ and $\mathbf{Q}_{R,r_0}^{inc}(\mathbf{r})$ are Beltrami fields corresponding via transformation to Bohren in $\mathbf{E}_{r_0}^{inc}$ and $\mathbf{H}_{r_0}^{inc}$, then the scattering problem for the perfect conductor can be formulated in the following way: be found $\mathbf{Q}_{L,r_0}^{tot}(\mathbf{r})$, $\mathbf{Q}_{R,r_0}^{tot}(\mathbf{r})$, which belong to the space $C^1(\Omega^+) \cap C(\overline{\Omega^+})$, such that:

$$(i): \begin{cases} \nabla \times \mathbf{Q}_{L,r_0}^{tot}(\mathbf{r}) = \gamma_L \mathbf{Q}_{L,r_0}^{tot}(\mathbf{r}) \\ \nabla \times \mathbf{Q}_{R,r_0}^{tot}(\mathbf{r}) = -\gamma_R \mathbf{Q}_{R,r_0}^{tot}(\mathbf{r}) \\ \mathbf{r} \in \Omega^+ \end{cases}$$

$$(ii): \hat{\mathbf{n}} \times \mathbf{Q}_{L,r_0}^{tot}(\mathbf{r}) = -\hat{\mathbf{n}} \times \mathbf{Q}_{R,r_0}^{tot}(\mathbf{r}) \quad (5)$$

$$\mathbf{r} \in S = \partial\Omega^-$$

$$(iii): \begin{cases} \hat{\mathbf{r}} \times \mathbf{Q}_{L,r_0}^{sc}(\mathbf{r}) + i\mathbf{Q}_{L,r_0}^{sc}(\mathbf{r}) = o(\frac{1}{r}) \\ \hat{\mathbf{r}} \times \mathbf{Q}_{R,r_0}^{sc}(\mathbf{r}) - i\mathbf{Q}_{R,r_0}^{sc}(\mathbf{r}) = o(\frac{1}{r}) \\ r \rightarrow \infty \end{cases}$$

The limits on radiation conditions (5(iii)), are taken uniformly in all directions $\hat{\mathbf{r}} \in S^2$, where S^2 is the unit sphere in \mathbb{R}^3 and $\hat{\mathbf{n}}$ is the outward normal unit vector perpendicular to the surface on the scatterer.

The incident electromagnetic wave ($\mathbf{E}_{r_0}^{inc}(\mathbf{r})$, $\mathbf{H}_{r_0}^{inc}(\mathbf{r})$) on the scatterer Ω^- generates the corresponding scattered field

($\mathbf{E}_{r_0}^{sc}(\mathbf{r})$, $\mathbf{H}_{r_0}^{sc}(\mathbf{r})$). The scattered electric field will be depended on the polarizations $\hat{\mathbf{p}}_L$, $\hat{\mathbf{p}}_R$, (see [4] (issue 2, p. 9, relation (6)) and will have the decomposition

$$\mathbf{E}_{r_0}^{sc}(\mathbf{r} | \hat{\mathbf{p}}_L, \hat{\mathbf{p}}_R) = \mathbf{Q}_{L,r_0}^{sc}(\mathbf{r} | \hat{\mathbf{p}}_L, \hat{\mathbf{p}}_R) + \mathbf{Q}_{R,r_0}^{sc}(\mathbf{r} | \hat{\mathbf{p}}_L, \hat{\mathbf{p}}_R) \quad (6)$$

where $\mathbf{Q}_{L,r_0}^{sc}(\mathbf{r} | \hat{\mathbf{p}}_L, \hat{\mathbf{p}}_R)$ and $\mathbf{Q}_{R,r_0}^{sc}(\mathbf{r} | \hat{\mathbf{p}}_L, \hat{\mathbf{p}}_R)$ are the corresponding scattered Beltrami fields which have the following behavior, when $r \rightarrow \infty$, [5], [7],

$$\mathbf{Q}_{A,r_0}^{sc}(\mathbf{r} | \hat{\mathbf{p}}_L, \hat{\mathbf{p}}_R) = h_0(\gamma_A r) \cdot \mathbf{g}_{A,r_0}(\hat{\mathbf{r}} | \hat{\mathbf{p}}_L, \hat{\mathbf{p}}_R) + o(\frac{1}{r^2}) \quad (7)$$

with $A = L, R$. The functions \mathbf{g}_{L,r_0} and \mathbf{g}_{R,r_0} are the LCP and RCP far-field patterns respectively, which are defined by the following relationship [7],

$$\mathbf{g}_{A,r_0}(\hat{\mathbf{r}} | \hat{\mathbf{p}}_L, \hat{\mathbf{p}}_R) = \int_S \hat{\mathbf{n}} \times [Y_A \nabla \times \mathbf{E}_{r_0}^{sc}(\mathbf{r}' | \hat{\mathbf{p}}_L, \hat{\mathbf{p}}_R) - \varpi_A \gamma^2 \mathbf{E}_{r_0}^{sc}(\mathbf{r}' | \hat{\mathbf{p}}_L, \hat{\mathbf{p}}_R) e^{-i\gamma_A \mathbf{r} \cdot \mathbf{r}'} ds(\mathbf{r}') \quad (8)$$

$$\text{With } \varpi_A = \begin{cases} -1, A = L \\ 1, A = R \end{cases}, \quad \gamma^2 = \gamma_L \gamma_R.$$

Near-field Inverse problem

Using the exact solution found in the paper [4] (issue 2, pp. 10-12) and considering appropriate asymptotic forms of the Bessel and Hankel functions in low frequencies, i.e. $|y_A a| \ll 1$, calculate asymptotic expressions of the coefficients a_n^L , a_n^R , b_n^L and b_n^R . Specifically we have [3],

$$\begin{aligned}
 a_n^L &\sim \frac{1 + \beta k}{2i\zeta_n^2(2n + 1)} (y_L a)^{2n+1} \\
 y_L a &\rightarrow 0 \\
 a_n^R &\sim -\frac{i}{2n\zeta_n^2} \frac{(1 - \beta k)^{n+2}}{(1 + \beta k)^{n+1}} (y_L a)^{2n+1}
 \end{aligned} \tag{9}$$

$$\begin{aligned}
 \mathbf{E}_{r_0}^{sc}(\mathbf{r}_0 | \hat{\mathbf{p}}_L) = & \\
 = \sum_{n=1}^{\infty} \frac{n(n+1)}{2} B_n^L a_n^L \{ (h_n(y_L r_0) \hat{\mathbf{x}} + \tilde{h}_n(y_L r_0) \hat{\Psi}) + i(\tilde{h}_n(y_L r_0) \hat{\mathbf{x}} - h_n(y_L r_0) \hat{\Psi}) \} + & \tag{11} \\
 + \sum_{n=1}^{\infty} \frac{n(n+1)}{2} B_n^L a_n^R \{ (h_n(y_R r_0) \hat{\mathbf{x}} - \tilde{h}_n(y_R r_0) \hat{\Psi}) + i(-\tilde{h}_n(y_R r_0) \hat{\mathbf{x}} - h_n(y_R r_0) \hat{\Psi}) \}
 \end{aligned}$$

Using the asymptotic relations:

$$\begin{aligned}
 \frac{h_n(y_A r_0)}{h_0(y_A r_0)} &\sim \frac{\zeta_n}{(y_A r_0)^n} \\
 \frac{\tilde{h}_n(y_A r_0)}{h_0(y_A r_0)} &\sim \frac{-n\zeta_n}{(y_A r_0)^{n+1}} \\
 \tilde{h}_n(y_A a) &\sim -\frac{n\zeta_n}{i(y_A a)^{n+2}}
 \end{aligned} \tag{12}$$

or

$$\begin{aligned}
 b_n^L &\sim -\frac{i}{2n\zeta_n^2} \frac{(1 + \beta k)^{n+2}}{(1 - \beta k)^{n+1}} (y_R a)^{2n+1} \\
 y_R a &\rightarrow 0
 \end{aligned} \tag{10}$$

$$b_n^R \sim -\frac{i(1 - \beta k)}{2\zeta_n^2(2n + 1)} (y_R a)^{2n+1}$$

Where

$$\zeta_n = 1 \cdot 3 \cdot 5 \cdots (2n - 1) = (2n)! / (2^n n!)$$

In the inverse problem we calculate the scattered Near-field in the source $\mathbf{r} = \mathbf{r}_0$. By the relation (21), in work [4], with $\mathbf{r} = \mathbf{r}_0$ and for LCP incidence, we obtain [3],

with $y_A r_0 \rightarrow 0$, $A = L, R$ and the series,

$$\begin{cases} \sum_{n=1}^{\infty} \tau^{2n+1} = \frac{\tau^3}{1 - \tau^2} \\ \sum_{n=1}^{\infty} n^2 \tau^{2n+1} = \frac{\tau^3(1 + \tau^2)}{(1 - \tau^2)^3} \end{cases} \tag{13}$$

$$\sum_{n=1}^{\infty} (2n + 1) \tau^{2n+1} = \frac{\tau(3\tau^2 - \tau^4)}{(1 - \tau^2)^2} \tag{14}$$

$$\sum_{n=1}^{\infty} n(2n+1)\tau^{2n+1} = \frac{\tau(3\tau^2 + \tau^4)}{(1-\tau^2)^3} \quad (15)$$

$$\sum_{n=1}^{\infty} \frac{2n+1}{n} \tau^{2n+1} = \quad (16)$$

$$= \frac{\tau[\tau^2 \ln(1-\tau^2) + 2\tau^2 - \ln(1-\tau^2)]}{\tau^2 - 1}$$

and because of the relationships:

$$\frac{y_R}{y_L} = \frac{1 - \beta k}{1 + \beta k}, \quad 0 < \tau < 1,$$

where $\tau = a/r_0$, we obtain from (11) [3],

$$\mathbf{E}_{r_0}^{sc}(\mathbf{r}_0 | \hat{\mathbf{p}}_L) \sim$$

$$\sim \frac{(1 + \beta k)}{2(y_L a)^2} \frac{\tau^5}{(1 - \tau^2)^3} \cdot \hat{\mathbf{p}}_L \quad (17)$$

Therefore the measure of the scattered field $\mathbf{E}_{r_0}^{sc}(\mathbf{r}_0 | \hat{\mathbf{p}}_L)$ is

$$|\mathbf{E}_{r_0}^{sc}(\mathbf{r}_0 | \hat{\mathbf{p}}_L)| \sim \frac{(1 + \beta k)}{2(y_L a)^2} \frac{\tau^5}{(1 - \tau^2)^3} \quad (18)$$

$$y_L a \rightarrow 0$$

Similarly for the RCP incidence, we have that

$$|\mathbf{E}_{r_0}^{sc}(\mathbf{r}_0 | \hat{\mathbf{p}}_R)| \sim \frac{(1 - \beta k)}{2(y_R a)^2} \frac{\tau^5}{(1 - \tau^2)^3} \quad (19)$$

$$y_R a \rightarrow 0$$

Finally, based on the relationships (18) and (19), we conclude that

$$|\mathbf{E}_{A,r_0}^{sc}(\mathbf{r}_0 | \hat{\mathbf{p}}_A)| \sim$$

$$\sim \frac{(1 - \varpi_A \beta k)}{2(y_A a)^2} \frac{\tau^5}{(1 - \tau^2)^3} \quad (20)$$

$$y_A a \rightarrow 0, \quad A = L, R$$

Choose a Cartesian coordinate system $Ox\psi z$, and five point-source locations, namely $O(0, 0, 0)$, $A_1(l, 0, 0)$, $A_2(0, l, 0)$, and $A_4(0, 0, 2l)$, which are at (unknown) distances r_0 , r_1 , r_2 , r_3 and r_4 , respectively from the sphere's center K . The parameter l is a chosen fixed length. The sizes of the resulting five measurements $|\mathbf{E}_{A,r_j}^{sc}(\mathbf{r}_j | \hat{\mathbf{p}}_A)|$ are

$$M_j = \frac{2(y_L y_R)l}{(1 - \varpi_A \beta k)} |\mathbf{E}_{A,r_j}^{sc}(\mathbf{r}_j | \hat{\mathbf{p}}_A)| \quad (21)$$

and

$$\rho_j = \frac{r_j}{l}, \quad b = \sqrt{\frac{a}{l}} \quad (22)$$

where $j = 0, 1, 2, 3, 4$. Therefore we have the following five measurements

$$M_j = \frac{b^5 \rho_j}{(\rho_j^2 - b^4)^3} \quad (23)$$

with $\rho_j > b^2 > 0$. Applying the law of cosines in triangle KOA_4 and using that

$$r_j = \rho_j l \quad (24)$$

we obtain

$$\rho_4 = 2 + 2\rho_3 - \rho_0 \quad (25)$$

Because of (24), we take

$$\rho_j^6 - 3\rho_j^4 b^4 + 3\rho_j^2 b^8 - b^{12} - b^5 \frac{\rho_j}{M_j} = 0 \quad (26)$$

Thus in equation (26) identified the ρ , with $j = 0, 1, 2, 3, 4$. If the radius a of the sphere is known, solve the system of six algebraic equations (25) and (26). Also if you consider that the radius

a is too small so that $a \ll 1$, then the relationship (23) shows [3],

$$M_j = \frac{b^5}{\rho_j^5} \quad (27)$$

so we have the following system of equations

$$\begin{cases} \rho_4 = 2 + 2\rho_3 - \rho_0 \\ \rho_j^5 M_j - b^5 = 0 \end{cases} \quad (28)$$

where $j = 0, 1, 2, 3, 4$.

References

- [1] Athanasiadis C., Martin P.A., Stratis I.G., "On spherical-wave scattering by a spherical scatterer and related near-field inverse problems", IMA Journal of Applied Mathematics, Vol. 66, 2001, pp. 539-549
- [2] Athanasiadis C., Martin P.A., Stratis I.G., "On the Scattering of Point-generated Electromagnetic Waves by a perfectly Conducting Sphere, and Related Near-field Inverse Problems", Zeitschrift für Angewandte Mathematik und Mechanik, Vol. 83, Issue 2, 2003, pp. 129-136
- [3] Berketis M. Nikolaos, "Scattering spherical Electromagnetic waves in chiral media", PhD thesis, University of Athens - Department of Mathematics, December 2007
- [4] Berketis N.M., "Direct and related far-field inverse scattering problems for spherical electromagnetic waves in chiral media", FunkTechnikPlus # Journal, Issue 2, November 2013, pp. 7-18
["www.otoiser.org/index.php/ftpj/article/view/26"](http://www.otoiser.org/index.php/ftpj/article/view/26)
- [5] Lakhtakia A., "Beltrami Fields in Chiral Media", World Scientific, Singapore, 1994, §2-1.3 (pp. 42-44), §2-2.3 (pp. 49-52), §4-1 (p. 130 Chapter 4), §5-1 (p. 164 Chapter 5), §6-1.1 (pp. 214-397), §8-2.1 (pp. 391-397), §9-2.3 (pp. 468- 473)

- [6] Lakhtakia A, Varadan V.K., Varadan V.V., "Time-Harmonic Electromagnetic Fields in Chiral Media", Lecture Notes in Physics, Vol. 335, Springer, Berlin, 1989, §3-§4-§7-§11-§12-§13
- [7] Athanasiadis C., "On the far field patterns for electromagnetic scattering by a chiral obstacle in a chiral environment", Journal of Mathematical Analysis and Applications, Vol. 309, 2005, pp. 517-533
- [8] Morse P.M, Feshbach H., "Methods of Theoretical Physics, Part II", Mc Graw-Hill, 1953, pp. 1864-1866, 1870, 1871, 1887

Previous Publication in FUNKTECHNIKPLUS # JOURNAL

"Direct and Related Far-Field Inverse Scattering Problems for Spherical Electromagnetic Waves in Chiral Media",
Issue 2, pp. 7-18

Preprint Versions

"Direct and inverse scattering problems for spherical
Electromagnetic waves in chiral media",
Christodoulos Athanasiadis and Nikolaos Berketis,
"http://arxiv.org/abs/0812.2169"

*** About the Author**

Nikolaos Berketis, Issue 2, p. 18

[This Page Intentionally Left Blank]

[This Page Intentionally Left Blank]

In case of any doubt,
download the genuine papers from
genuine.ftpj.otoiser.org

FRONT COVER VIGNETTE

A faded synthesis of an anthemion rooted in a meandros

The thirteen-leaf is a symbol for a life tree leaf.
"Herakles and Kerberos", ca. 530–500 BC,
by Paseas, the Kerberos Painter,
Museum of Fine Arts, Boston.

www.mfa.org/collections/object/plate-153852

The simple meandros is a symbol for eternal immortality.
"Warrior with a phiale", ca. 480–460 BC,
by Berliner Maler,
Museo Archeologico Regionale "Antonio Salinas" di Palermo.

commons.wikimedia.org/wiki/File:Warrior_MAR_Palermo_NI2134.jpg